

HOW TO DRAW SNOOPY


CHARLES M.

SCHULZ

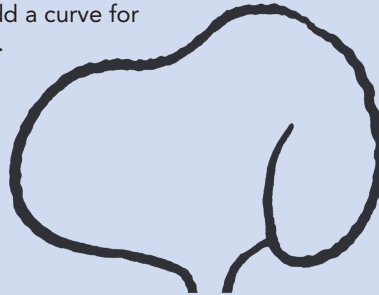
MUSEUM

©PNTS


1. Start with the slope of Snoopy's head.



2. Finish Snoopy's head and add a curve for his ear.



3. Give Snoopy an eye, eyebrow, and collar.



4. Now he needs his nose, ear, and a smile!



5. Continue Snoopy's body and the shape of an arm.



6. Add marks for his paw, his spot, and tail.



7. Draw his feet and toes, and you're done!

