



HOW TO DRAW LUCY

1. Draw the left side of her head and ear.




2. Finish her head shape and include her hair bump and other ear.




3. Fill in her bangs, and add the curls under her ears. Leave areas open where light hits her hair.





4. Give Lucy eyes, a nose, a mouth, and two lines for her neck.



5. Draw Lucy's lace collar, body, and the skirt of her dress.



6. Add her sleeves, arms, buttons, and dress highlights.



7. Give Lucy legs, shoes, and socks.

This Lucy is from a *Peanuts* strip dated May 26, 1968.

BONUS:

Try a different expression, too!



CHARLES M.

SCHULZ

MUSEUM

#DrawLucy
@schulzmuseum



©PNTS