
Family Guide

CHARLES M.

SCHULZ

MUSEUM

Activities for Families to
Explore the Museum Together



CHARLES M. SCHULZ MUSEUM AND RESEARCH CENTER

Welcome to the Schulz Museum!

This **Family Guide** is designed to provide ideas for exploring the Museum together. Use the map on the inside flap to find the location of each activity. Look, learn, and have fun while challenging each other with the questions throughout this guide.

You can complete it during your visit or at home.

ACTIVITY 1 Morphing Snoopy

Look up at the 7,000-pound wood sculpture created by Japanese artist **Yoshi Otani**. This sculpture is made of 43 layers of wood and is 26 feet long, and over 9 feet high! It shows how Snoopy changed, or morphed, over the 50-year span of the *Peanuts* comic strip.

Count all the different versions of Snoopy. **Is there one that is your favorite?** As you explore the rest of the Museum, look for the different versions of Snoopy in the *Peanuts* comic strips.



Try to find examples of early Snoopy drawings and later Snoopy drawings. Also, explore upstairs and look for a photo of the real dog who inspired Snoopy and is shown as the first image in this sculpture. Can you learn the real dog's name in the Museum today?

ACTIVITY 2 Peanuts Tile Mural

Like *Morphing Snoopy*, this wall made of tiles was also designed by Japanese artist **Yoshi Otani**. Each tile displays a *Peanuts* comic strip. When combined, the comic strips create a larger image of Lucy pulling the football away from Charlie Brown.

There are 3,588 comic strips on this wall, which is about the number of comics Charles Schulz would have created in a 10-year span. Schulz created *Peanuts* for 50 years (from 1950–2000), which means he created and published nearly 18,000 *Peanuts* comics in his lifetime!

Look at the comic strips on this wall.

- Find one with the characters playing sports.
- Find one with Snoopy and Woodstock.
- Find one with the characters looking at the stars.
- Find one that you think is funny.



Schulz Museum at Home

EXTEND YOUR VISIT BY JOINING US ONLINE!

Visit schulzmuseum.org/museum-at-home to download free printables to enjoy at home, including cartooning projects, coloring sheets, search-and-find activities, and more!



ACTIVITY 3 Charles Schulz's Studio

Go upstairs and explore the re-creation of Charles Schulz's drawing studio. This was the center of Schulz's working life where he created the *Peanuts* comic strip. You should be able to see the drawing desk and tools he used, books he read, and lots of photos of his friends and family, and other items that were an important part of his life.

Look for:

- **A hockey stick and puck.** Charles Schulz played ice hockey as a child in Minnesota, and continued to play when he moved to California as an adult. In 1969, he built an ice arena, Snoopy's Home Ice, formerly called the Redwood Empire Ice Arena, for the community to enjoy. It is located across the street from the Schulz Museum.
- **A sign in French.** Schulz lived in France when he served in World War II. Translated, this sign reads, "Here a smile is required."
- **Crumpled yellow papers.** Schulz sketched ideas for his comic strips on lined yellow notebook paper. When done, he crumpled the paper into balls and tossed them in the trash can. At the end of the day, his secretary took the sketches home where she ironed and saved them. They are now part of the Schulz Museum's collection. Look for some of them on display in the Strip Rotation Gallery downstairs.

ACTIVITY 4 Nursery Wall

Charles Schulz painted this wall for his daughter's bedroom in 1951, just one year after *Peanuts* was first published. He painted three *Peanuts* characters and several other characters that seem to be inspired by the Little Golden Books series of children's books.

- Count the number of animals on this wall.
- Come up with a story about what is behind the little red door at the bottom.



A b c d E f g H i J k L m n O p Q r s t u v w X y z

ACTIVITY 5 Snoopy Labyrinth

Labyrinths are an age-old way to connect with the Earth. Stop by Snoopy's Labyrinth outside in front of the Museum. It is designed in the shape of Snoopy's head. The bench at the labyrinth entrance serves as Snoopy's dog collar.

As you walk through the labyrinth, find the items that represent different parts of Snoopy. Can you find his nose? His eye? His ear?

Take time to sit and listen at each spot. Notice and talk about the different sights and sounds you experience at each spot.

Museum Maze

AFTER YOUR MUSEUM VISIT: Complete this maze at home!

A maze is different from a labyrinth because it has a beginning, an end, and some paths that go nowhere, and is often designed as a game.

Follow the maze below from beginning to end. Start inside Charlie Brown's shirt and finish at Lucy.



This Peanuts-inspired maze was designed and drawn by Joe Wos; visit Joe at mazedtoons.com.

ACTIVITY 6 Primary Residence


The Snoopy doghouse sculpture located outside in front of the Museum is titled *Primary Residence*. It is painted with primary colors—red, yellow, and blue—and is a copy of Snoopy's only (or primary) home! Hidden in the design on each side of the doghouse are objects from *Peanuts* comic strips. There are over 20 different objects.

Can you find:

- A typewriter
- A mailbox
- A football
- A winter hat
- Music notes
- A baseball bat
- Snoopy's dog dish
- A baseball glove
- A kite
- A pumpkin

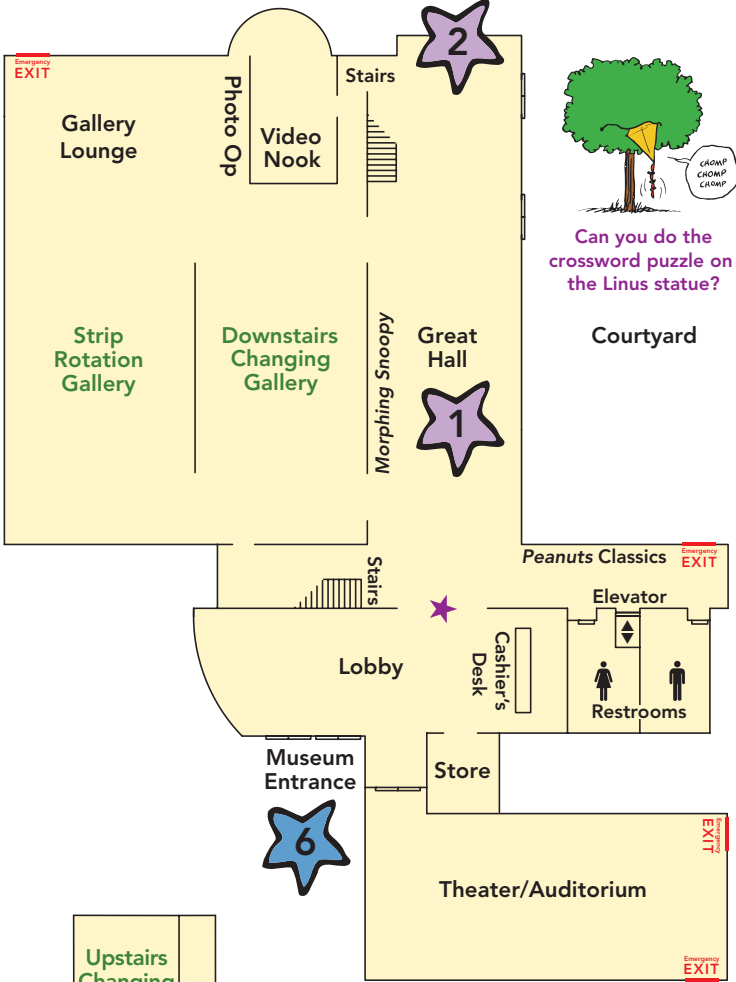
What else do you see?

AFTER YOUR MUSEUM VISIT: Design Snoopy's doghouse at home!
How would you design Snoopy's doghouse? Color the doghouse below.



Museum Map

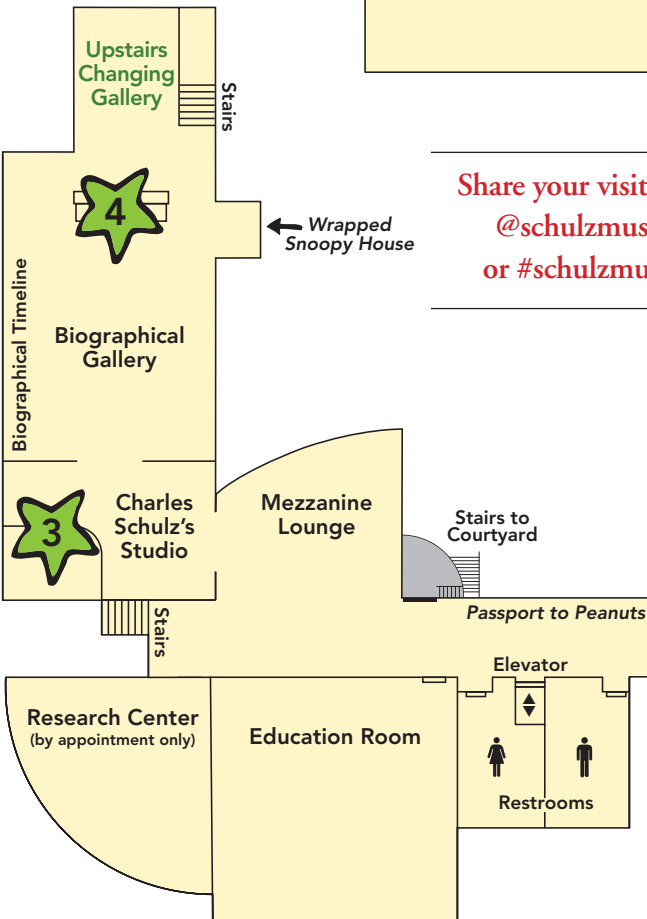
FIRST FLOOR



Education Building: Othmar Hall

SECOND FLOOR

Find out how Schulz got the nickname Sparky.



← Wrapped Snoopy House

Share your visit online:
[@schulzmuseum](https://twitter.com/schulzmuseum)
or [#schulzmuseum](https://twitter.com/schulzmuseum)