

HOW TO DRAW FRANKLIN

1. Draw Franklin's head and ears.




2. Add Franklin's hair and neck.




3. Fill in Franklin's eyes, nose, eyebrows, and smile.




4. Draw Franklin's shirt with his arms tucked at his side.



5. Draw Franklin's pants.




6. Add his shoes, and don't forget the shoelaces!



7. Give Franklin striped pants and some dimension to his shirt.


This Franklin is from a *Peanuts* strip dated January 17, 1985.



BONUS

Draw Franklin with his pal Charlie Brown!

From a *Peanuts* strip dated December 21, 1985.



CHARLES M.
SCHULZ
MUSEUM

#DrawFranklin
@schulzmuseum



©PNTS